

Elise Whisper



SW78 *Elise Whisper*



SW78 *Elise Whisper*



Elise Whisper is first unit in the successful SW78 mini-series designed by Reichel Pugh and the Italian renowned exterior and interior designer Nauta Design. This 80 footer cruiser-racer is suitable both for coastal or blue-water cruises and is the ideal choice for luxury charter use for family and couples.

SW78 *Elise Whisper*



SW78 *Elise Whisper*



Built in carbon composite, she stands out for her light displacement which means exciting performance sailing even in light Med breezes.

SW78 *Elise Whisper*



Uncompromising performance and comfort

Thanks to the yacht's high versatility, Elise Whisper is an ideal yacht also for exciting racing charter experiences. She boasts an impressive Palmares: as winner of the 2009 SWS Trophy, she also claimed 1st place in her division at the 2009 Rolex Fastnet Race, and 1st place in the 2009 Mini Maxi Rolex Cup (cruising racing class).

Elise Whisper has also competed in three editions of Les Voiles de Saint-Tropez, coming in with a highly respectable 2nd place in 2013.



SW78 *Elise Whisper*



Elise Whisper deck plan has been designed for easy sailing and comfort both for crew and guests.

SW78 *Elise Whisper*



The ample and protected guest cockpit, made of a dining and a sunbathing area, is well separated by the aft crew cockpit granting privacy to all on board.



SW78 *Elise Whisper*



A dodger, bimini and a boom-extended awning mean maximum flexibility for shading and protecting the guest cockpit and the sun bathing area.

SW78 *Elise Whisper*

Below deck, Elise Whisper features a freshly renovated light modern interiors thanks to a classic teak-lined saloon with an ivory natural fabric upholstery.

A spacious, full beam saloon features a dining table for 8/10 and a lounging area. This latter equipped with TV and multimedia providing internet, CDroms, FM radio, and connection to iPad and Iphone.



SW78 *Elise Whisper*



SW78 *Elise Whisper*

*She features a spacious and wide en suite master cabin at the stern, with both a double and a separate single bed and a vanity desk.
All interiors are air conditioned.*



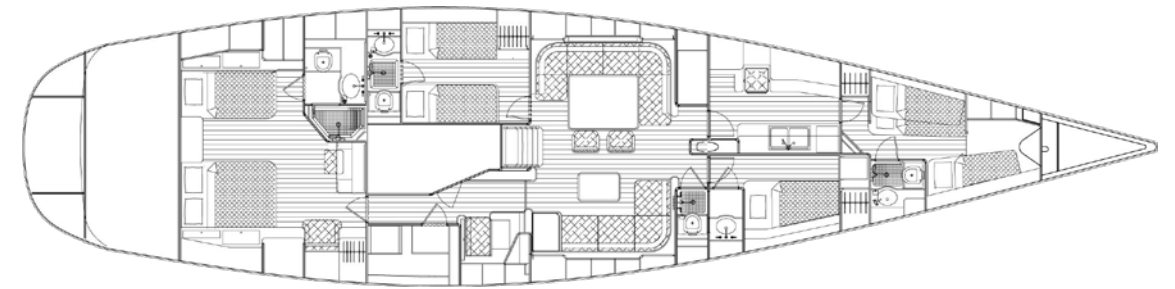
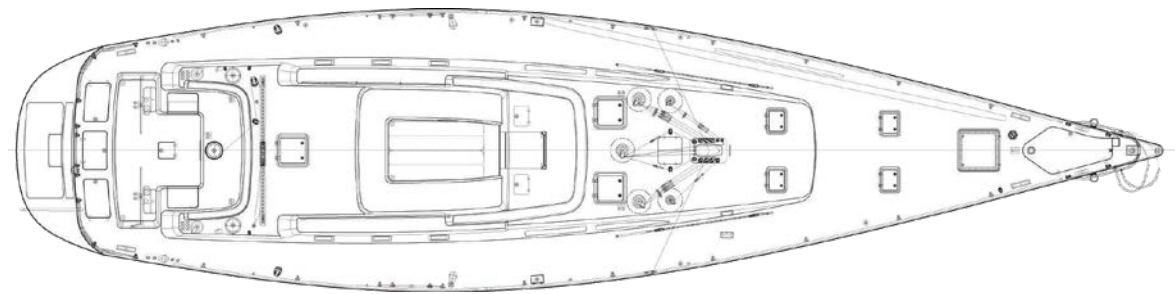

SW78 *Elise Whisper*



SW78 *Elise Whisper*



SW78 *Elise Whisper*



SW78 *Elise Whisper*

SW78 "ELISE WHISPER"

Year built/refit: 2001/2011
Builder: Southern Wind Shipyard
Naval architect: Reichel/Pugh Yacht Design
Interior design: Nauta Design
Flag: UK

Main characteristics

Length: 23.99 metres
Beam: 5.91 metres
Draft: 3.80 metres
Rig: Sloop
Total Sail Area: 348 m²
Engine: Yanmar 4LHASTP 240 hp
Cruising speed: 12 knots

Accommodation

Guests: 6+2 in 3 cabins
- Owner's cabin: 1 double bed and 1 single bed
- 1 twin cabin and 1 double bunk cabin

Crew: 3 in 1 cabin

Tender & Toys:

Tender Arimat Top Line 360 with Yamaha 25hp
Toys
- SUP
- Wakeboard
- Set snorkeling
- Set pesca

The refit

In 2011 and 2015 she benefited from intensive refits managed by the Southern Wind Customer Care team, including but not limited to: engine, generator and propeller replacement, rigging substitution and upgrading to Carbon EC6+, hull, boom and mast repainting, all interior carpentry repainting, new teak on-deck and new interior upholstery.

In 2018 the yacht has been renewed to maximize the comfort on board: new bimini and dodger, deck sunbathing cushions, linen and towels, cutlery and crockery as well as a new tender and outboard engine.

She has been provided with a silent disco set for 7 persons.