

# Sunseeker



# LIGHT BLUE

---

This unique model of the SUNSEEKER PREDATOR 82 is the perfect combination of luxury and sport lines, this yacht is a real head turner. Light Blue reaches the top speeds of 35 knots which makes her the perfect yacht choice to cruise along the coast and enjoy the day at sea. Thanks to the spacious swim platform she allows to enjoy snorkeling and watersports while is at anchor.

Accommodation on board of LIGHT BLUE, offers 4 generously sized cabins, forward VIP Guest cabin and full beam Master cabin amidships together with a Twin bunk-bed cabin to port and a twin cabin to starboard, all with ensuite bathrooms. The large salon and galley are luxuriously appointed and all accented with the signature Sunseeker style where you can feel the quality of materials.

A high-angle, slightly faded photograph of a boat's deck. Three people are sitting on a white inflatable lounge chair. The deck has a light-colored wood-grain finish. The overall tone is bright and airy, with a light blue color cast.

# EXTERIORS

## LIGHT BLUE

# EXTERIORS



LIGHT BLUE SUNSEEKER 82 - PREDATOR

# EXTERIORS



LIGHT BLUE SUNSEEKER 82 - PREDATOR

# EXTERIORS



LIGHT BLUE SUNSEEKER 82 - PREDATOR

# EXTERIORS



LIGHT BLUE SUNSEEKER 82 - PREDATOR

# EXTERIORS



LIGHT BLUE SUNSEEKER 82 - PREDATOR



# EXTERIORS



LIGHT BLUE SUNSEEKER 82 - PREDATOR

# EXTERIORS



LIGHT BLUE SUNSEEKER 82 - PREDATOR

# INTERIORS

LIGHT BLUE



# INTERIORS



LIGHT BLUE SUNSEEKER 82 - PREDATOR

# INTERIORS



LIGHT BLUE SUNSEEKER 82 - PREDATOR

# INTERIORS



LIGHT BLUE SUNSEEKER 82 - PREDATOR

# INTERIORS



LIGHT BLUE SUNSEEKER 82 - PREDATOR

# INTERIORS

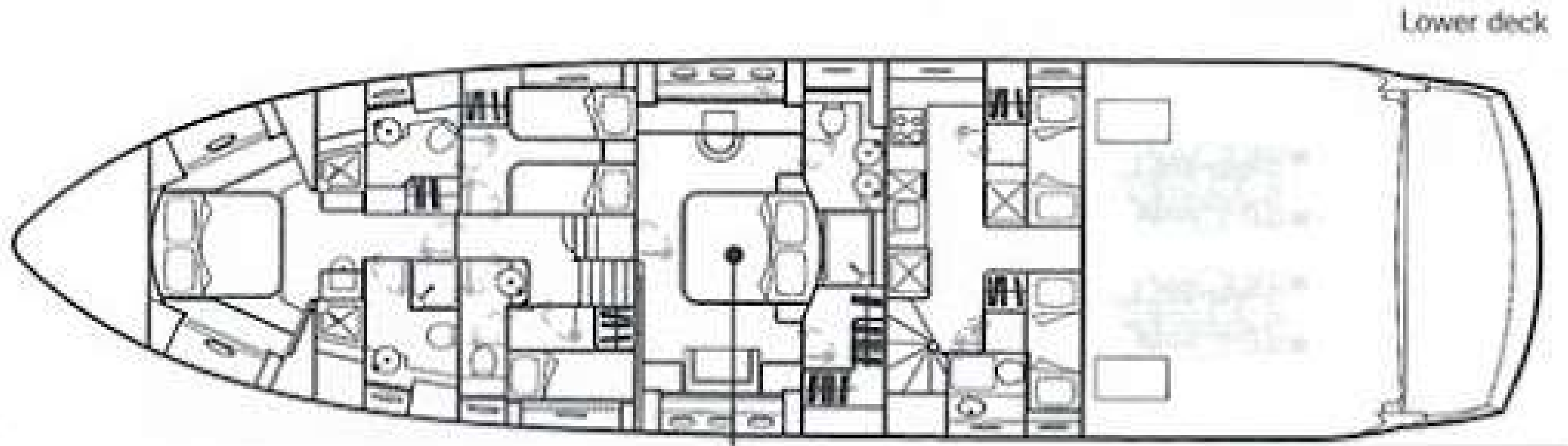
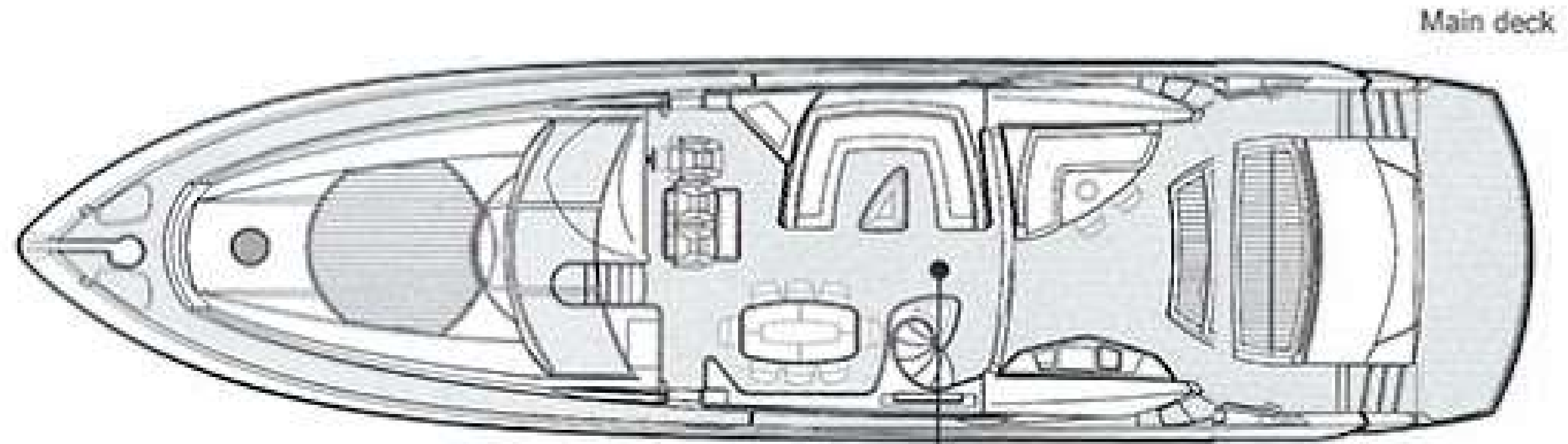


LIGHT BLUE SUNSEEKER 82 - PREDATOR



# LAYOUT


---



# SPECIFICATIONS



CREW: **CAPTAIN + 2**



GUESTS CRUISING: **12**  
GUESTS SLEEPING: **8**



NUMBER OF CABINS: **4**  
2 Double & 1 Twins & 1 Twin Bunked bed



TOYS: **1 Seabob &  
Tender**

BUILDER: **SUNSEEKER**

MODEL: **82 - PREDATOR**

YEAR : **2008 (REFIT 2020)**

LOA: **25 M**

BEAM: **5.9 M**

DRAFT: **1.72 M**

ENGINE: **MTU 2 x 1822 HP**

CRUISING SPEED: **28 Knots**

MAXIMUM SPEED: **35 Knots**